

Annexure - I

Holding of specified securities (Statement Showing Shareholding Pattern)

1. Name of Listed Entity : A-1 ACID LIMITED
2. Scrip Code / Name of Scrip / Class of Security 542012 / AAL / EQUITY
3. Share Holding Pattern Filed under: Reg. 31(1)(a) / Reg. 31(1)(b) / Reg.31(1)(c)
 - a. If under 31(1)(b) then indicate the report for Quarter ending 31-Mar-2024
 - b. If under 31(1)(c) then indicate date of allotment/extinguishment 31-Mar-2024
4. Declaration: The Listed entity is required to submit the following declaration to the extent of submission of informati

Particulars	Yes*	No*
1 Whether the Listed Entity has issued any partly paid up shares?		NO
2 Whether the Listed Entity has issued any Convertible Securities or Warrants?		NO
3 Whether the Listed Entity has any shares against which depository receipts are issued?		NO
4 Whether the Listed Entity has any shares in locked-in?		NO
5 Whether any shares held by promoters are pledge or otherwise encumbered?		NO

5. The tabular format for disclosure of holding of specified securities is as follows:




Table I - Summary Statement holding of specified securities

Category (I)	Category of Shareholder (II)	Nos. of Shareholders (III)	No. of fully paid up equity shares held (IV)	No. of Partly paid-up equity shares held (V)	No. of shares underlying Depository Receipts (VI)	Total nos. shares held (VII) = (IV)+(V)+ (VI)	Shareholding as a % of total no. of shares (calculated as per SCRR, 1957) (VIII) As a % of (A+B+C2)	Number of Voting Rights held in each class of securities (IX)			No. of Shares Underlying Outstanding convertible securities (including Warrants) (X)	Shareholding, as a % assuming full conversion of convertible securities (as a percentage of diluted share capital) (XI)= (VII)+(X) As a % of (A+B+C2)	Number of Locked in shares (XII)		Number of Shares pledged or otherwise encumbered (XIII)		Number of equity shares held in dematerialized form (XIV)	Sub-categorization of shares (XV)			
								No of Voting Rights					Total as a % of (A+B+C)	No. (a)	As a % of total Shares held (b)	No. (a)		As a % of total Shares held (b)	Shareholding (No. of shares) under		
								Class eg: X	Class eg: Y	Total									Sub category (i)	Sub category (ii)	Sub category (iii)
A.	PROMOTER & PROMOTER GROUP	9	8053101	0	0	8053101	70.03	8053101	0	8053101	70.03	0	0	0	0	8053101	0	0	0		
B.	PUBLIC	2019	3446899	0	0	3446899	29.97	3446899	0	3446899	29.97	0	0	0	0	3446899	0	0	0		
C.	NON PROMOTER- NON PUBLIC	0	0	0	0	0	0	0	0	0	0	0	0	0	0	0	0	0	0		
C1.	Custodian/DR Holder	0	0	0	0	0	0	0	0	0	0	0	0	0	0	0	0	0	0		
C2.	SHARES HELD BY EMPLOYEE TRUSTS	0	0	0	0	0	0	0	0	0	0	0	0	0	0	0	0	0	0		
	Total	2028	11500000	0	0	11500000	100	11500000	0	11500000	100	0	0	0	0	11500000	0	0	0		




Table IV - Statement showing shareholding pattern of the Non Promoter- Non Public shareholder

Category & Name of the Shareholders (I)	PAN (II)	Nos. of Shareholder (III)	No. of fully paid up equity shares held (IV)	Partly paid-up equity shares held (V)	No. of shares underlying Depository Receipts (VI)	Total nos. shares held (VII = IV + V + VI)	Shareholding % calculated as per SCRR, 1957 As a % of (A+B+C2) (VIII)	Number of Voting Rights held in each class of securities (IX)			No. of Shares Underlying Outstanding convertible securities (including Warrants) (X)	Total Shareholding, as a % assuming full conversion of convertible securities (as a percentage of diluted share capital) (XI)	Number of Locked in shares (XII)		Number of Shares pledged or otherwise encumbered (XIII)		Number of equity shares held in dematerialized form (XIV) (Not applicable)
								No of Voting Rights		Total as a % of Total Voting rights			No.(a) (Not applicable)	As a % of total Shares held (b)	No.(a) (Not applicable)	As a % of total Shares held (Not applicable) (b)	
								Class X	Class Y								
1. Custodian - ADRs		0	0	0	0	0	0	0	0	0	0	0	0	0	0	0	0
1. Custodian - GDRs		0	0	0	0	0	0	0	0	0	0	0	0	0	0	0	0
1. Custodian - Public		0	0	0	0	0	0	0	0	0	0	0	0	0	0	0	0
1. Custodian - SDRs		0	0	0	0	0	0	0	0	0	0	0	0	0	0	0	0
2. Employee Benefit Trust / Employee Welfare Trust under SEBI (Share Based Employee Benefits and Sweat Equity) Regulations, 2021		0	0	0	0	0	0	0	0	0	0	0	0	0	0	0	0
Total Non-Promoter- Non Public Shareholding (C)= (C)(1)+(C)(2)		0	0	0	0	0	0	0	0	0	0	0	0	0	0	0	0



Table V- Statement showing details of significant beneficial owners (SBOs)

Sr. No	Details of the SBO (I)			Details of the registered owner (II)			Details of holding/ exercise of right of the SBO in the reporting company, whether direct or indirect*: (III)		Date of creation / acquisition of significant beneficial interest# (IV)
	NAME	PAN / Passport No. in case of a foreign national	Nationality	NAME	PAN / Passport No. in case of a foreign national	Nationality	Whether by virtue of:		
1							Shares	%	
							Voting rights	%	
							Rights on distributable dividend or any other distribution	%	
							Exercise of control		
							Exercise of significant influence		
2							Shares	%	
							Voting rights	%	
							Rights on distributable dividend or any other distribution	%	
							Exercise of control		
							Exercise of significant influence		
3							Shares	%	
							Voting rights	%	
							Rights on distributable dividend or any other distribution	%	
							Exercise of control		
							Exercise of significant influence		
4							Shares	%	
							Voting rights	%	
							Rights on distributable dividend or any other distribution	%	
							Exercise of control		
							Exercise of significant influence		
5							Shares	%	
							Voting rights	%	
							Rights on distributable dividend or any other distribution	%	
							Exercise of control		
							Exercise of significant influence		
6							Shares	%	
							Voting rights	%	
							Rights on distributable dividend or any other distribution	%	
							Exercise of control		
							Exercise of significant influence		




Table VI - Statement showing foreign ownership limits

Particulars	Board approved limits	Limits utilized
As on shareholding date	100	2.91
As on the end of previous 1st quarter	100	2.92
As on the end of previous 2nd quarter	100	2.87
As on the end of previous 3rd quarter	100	2.87
As on the end of previous 4th quarter	100	2.86

